



*Performance Dashboard  
3 months from October up to and including December 2023*



Caring for people, our places and the planet



# Data Collection



The data from this report is collected from the following sources:

## Crime Data:

<https://data.london.gov.uk/dataset/mps-monthly-crime-dahboard-data>


## ASB, CCTV and Prevent Data: Barnet Community Safety Team

Slides 4-10 are formed from the above sources and will be presented by MPS NW BCU

Slides 11-18 are formed from LBB data (ECINS/CCTV) and will be presented by LBB

# Notes Before We Start

- The lower the ranking the better Barnet is doing when compared with other boroughs across London on in the North West Borough Command Unit (NW BCU).



- Knife crime has previously been reported on as under 25s and non-DV only, this report will note all knife crime with injury which will give a higher number than previous.
- In the London comparison 1/32 is the best, 32/32 is the worst. Change is indicated by the Red Amber Green circle.
- In the NW BCS comparison 1/3 is the best, 3/3 is the worst. Change is indicated by the Red Amber Green arrow.

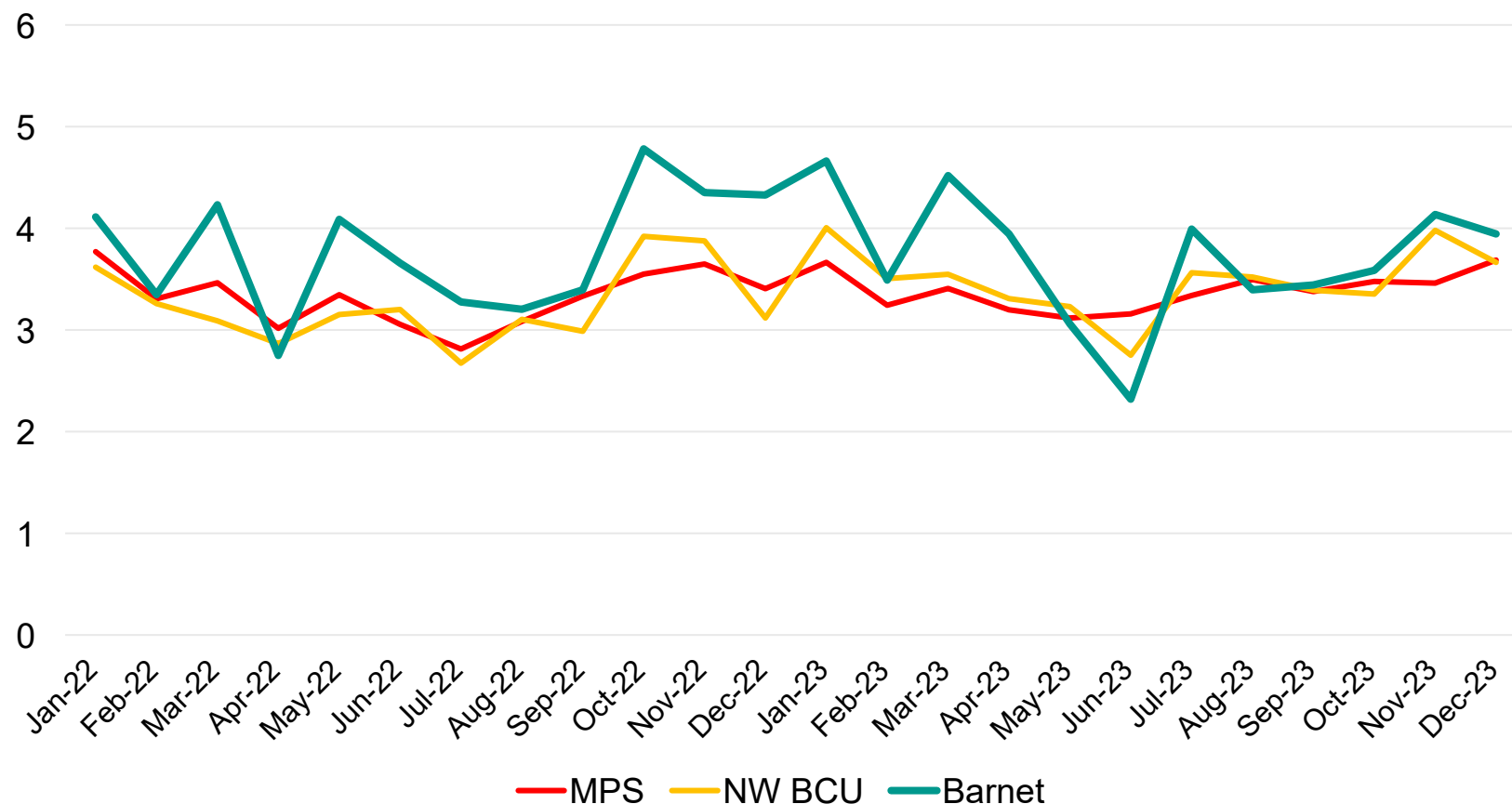
# Domestic Burglary



In the 3 months of October 2023 to December 2023 there were 488 cases of Residential Burglary in Barnet

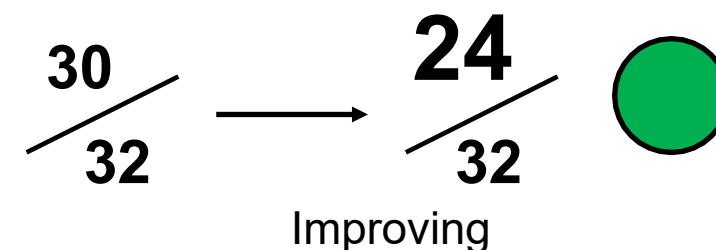
## Trend

Residential Burglary per 10,000 Population

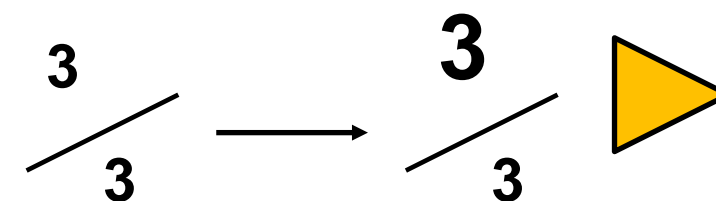


## 3 Month Performance

MPS Comparison (3 Month Period) change from same period last year.



NW BCU Comparison (3 Month Period) change from same period last year.



There were 488 cases of Residential Burglary in the 3 months of December 2023 to September 2023. In the same period 12 months prior there were 563. This is a decrease of 13.3%

There were 1861 cases of Residential Burglary in Barnet in the 12 months up to December 2023. In the 12 months prior there were 1904. This is a decrease of 2.3%

Caring for people, our places and the planet

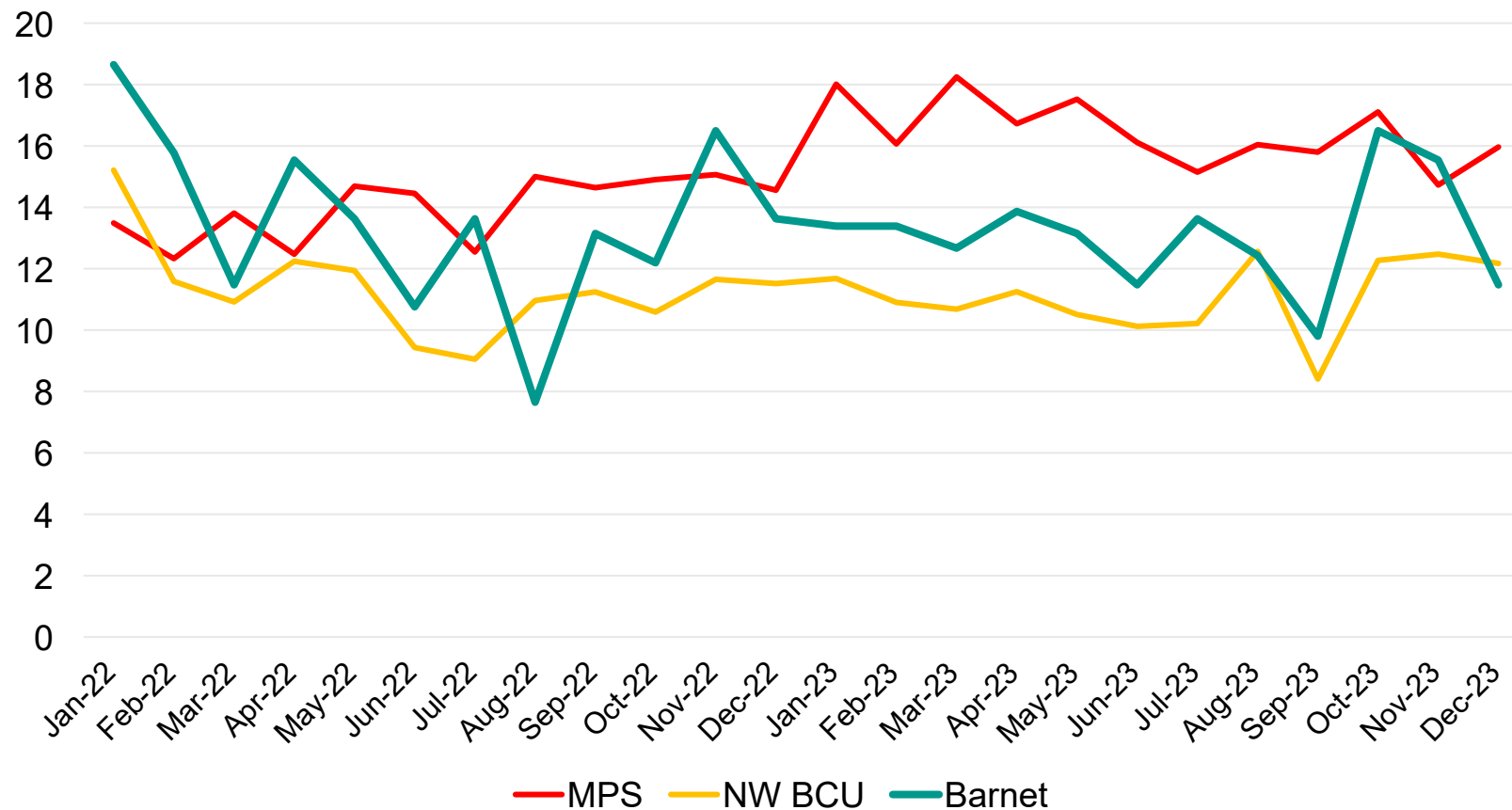
# Burglary Business and Community



In the 3 months of October 2023 to December 2023 there were 182 cases of Non-Residential Burglary in Barnet

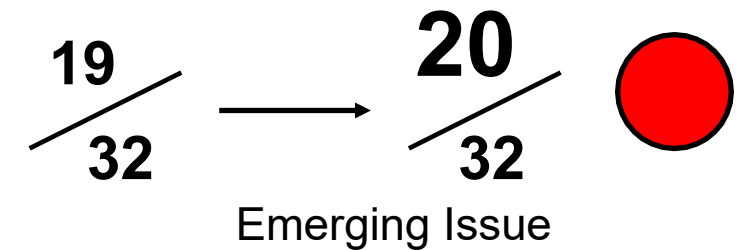
## Trend

Non-Residential Burglary per 100,000 Population

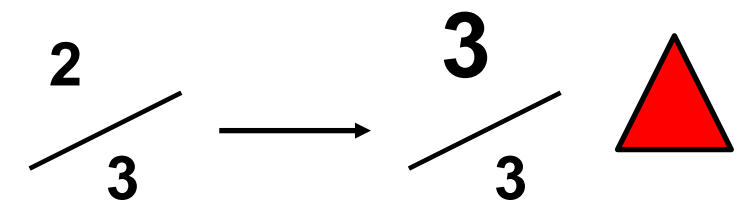


## 3 Month Performance

MPS Comparison (3 Month Period) change from same period last year.



NW BCU Comparison (3 Month Period) change from same period last year.



There were 182 cases of Non-Residential Burglary in the 3 months of October 2023 to December 2023. In the same period 12 months prior there were 177. This is an increase of 2.8%

There were 658 cases of Non-Residential Burglary in Barnet in the 12 months up to December 2023. In the 12 months prior there were 680. This is a decrease of 3.2%

Caring for people, our places and the planet

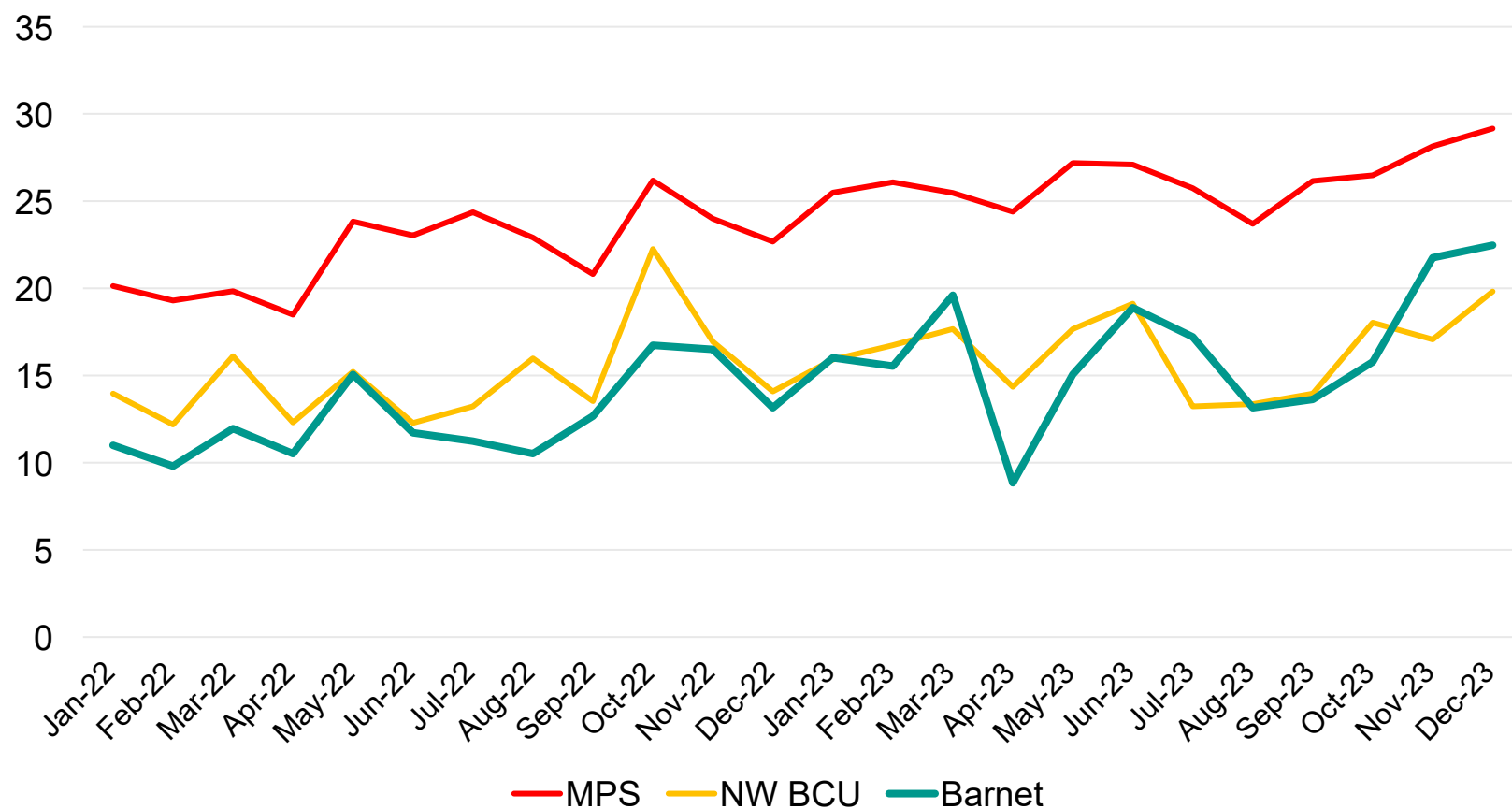
# Robbery of Personal Property



*In the 3 months of October 2023 to December 2023 there were 251 cases of Robbery of Personal Property in Barnet*

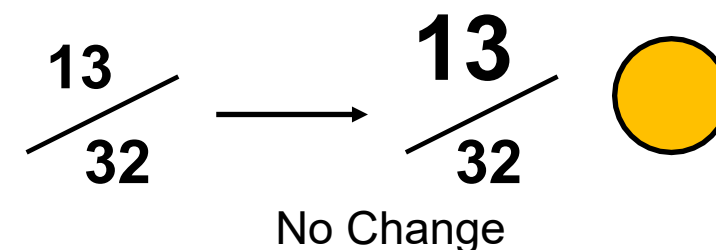
## Trend

Robbery of Personal Property per 100,000 Population

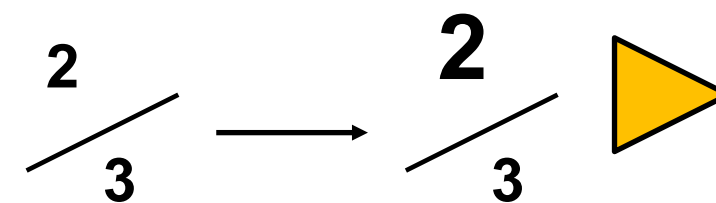


## 3 Month Performance

MPS Comparison (3 Month Period) change from same period last year.



NW BCU Comparison (3 Month Period) change from same period last year.



There were 251 cases of Robbery of Personal Property in the 3 months of October 2023 to December 2023. In the same period 12 months prior there were 194. This is an increase of 29.4%

There were 828 cases of Robbery of Personal Property in Barnet in the 12 months up to December 2023. In the 12 months prior there were 631. This is an increase of 31.2%

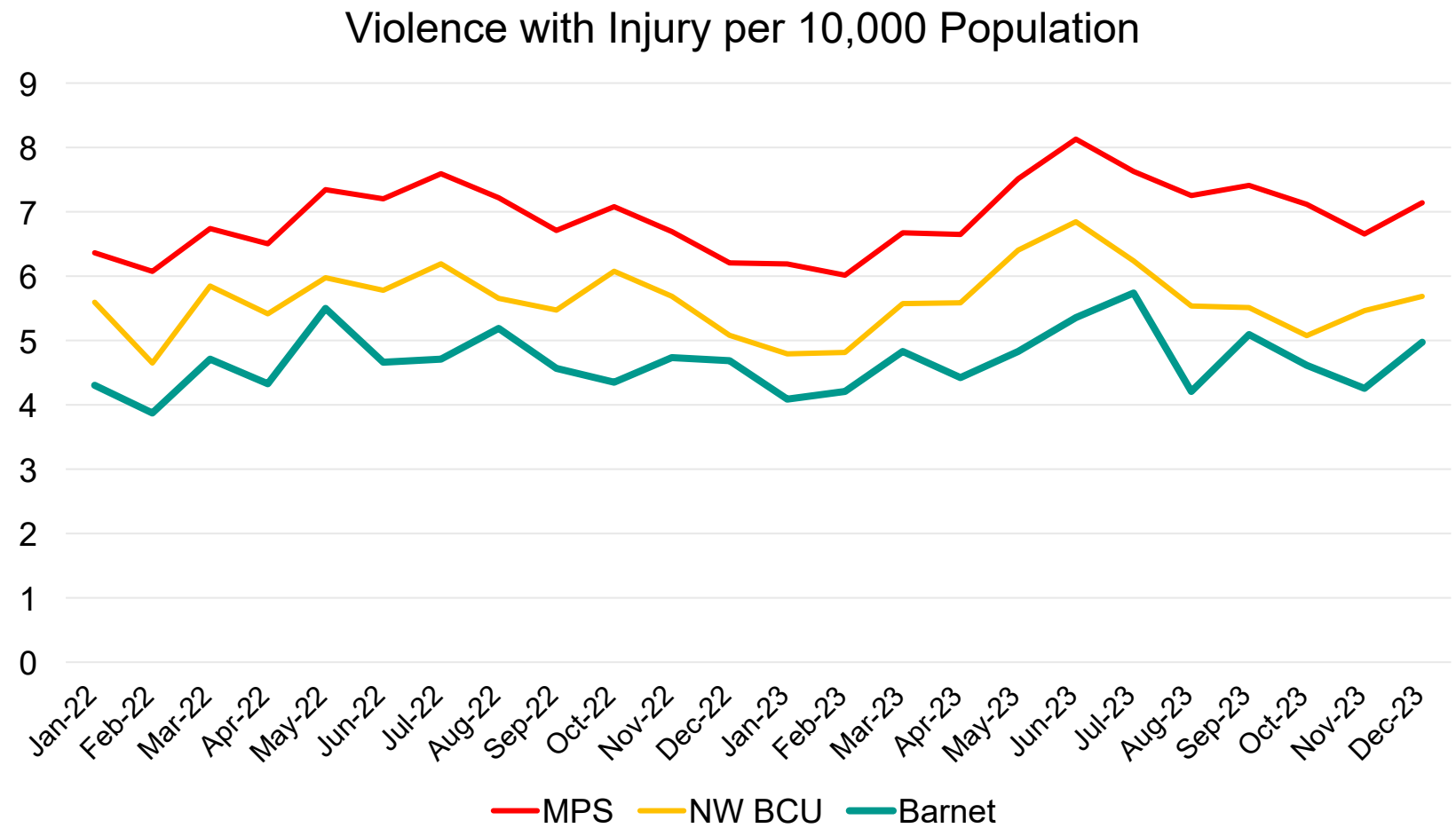
Caring for people, our places and the planet

# Violence with Injury



*In the 3 months of October 2023 to December 2023 there were 579 cases of Violence with Injury in Barnet*

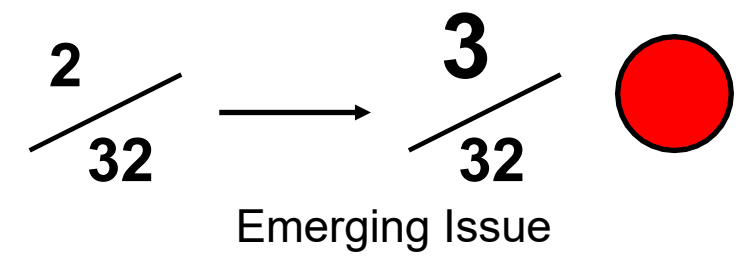
## Trend



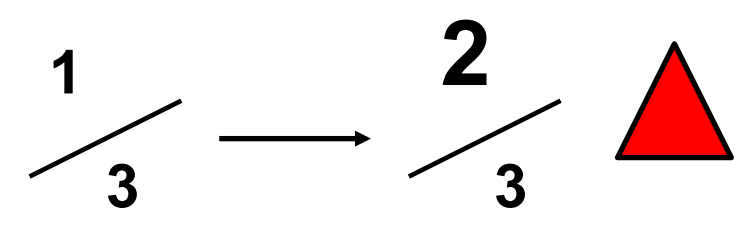
There were 2368 cases of Violence with Injury in Barnet in the 12 months up to December 2023. In the 12 months prior there were 2326. This is an increase of 1.8%

## 3 Month Performance

MPS Comparison (3 Month Period) change from same period last year.



NW BCU Comparison (3 Month Period) change from same period last year.



There were 579 cases of Violence with Injury in the 3 months of October 2023 to December 2023. In the same period 12 months prior there were 576. This is an increase of 0.5%

Caring for people, our places and the planet



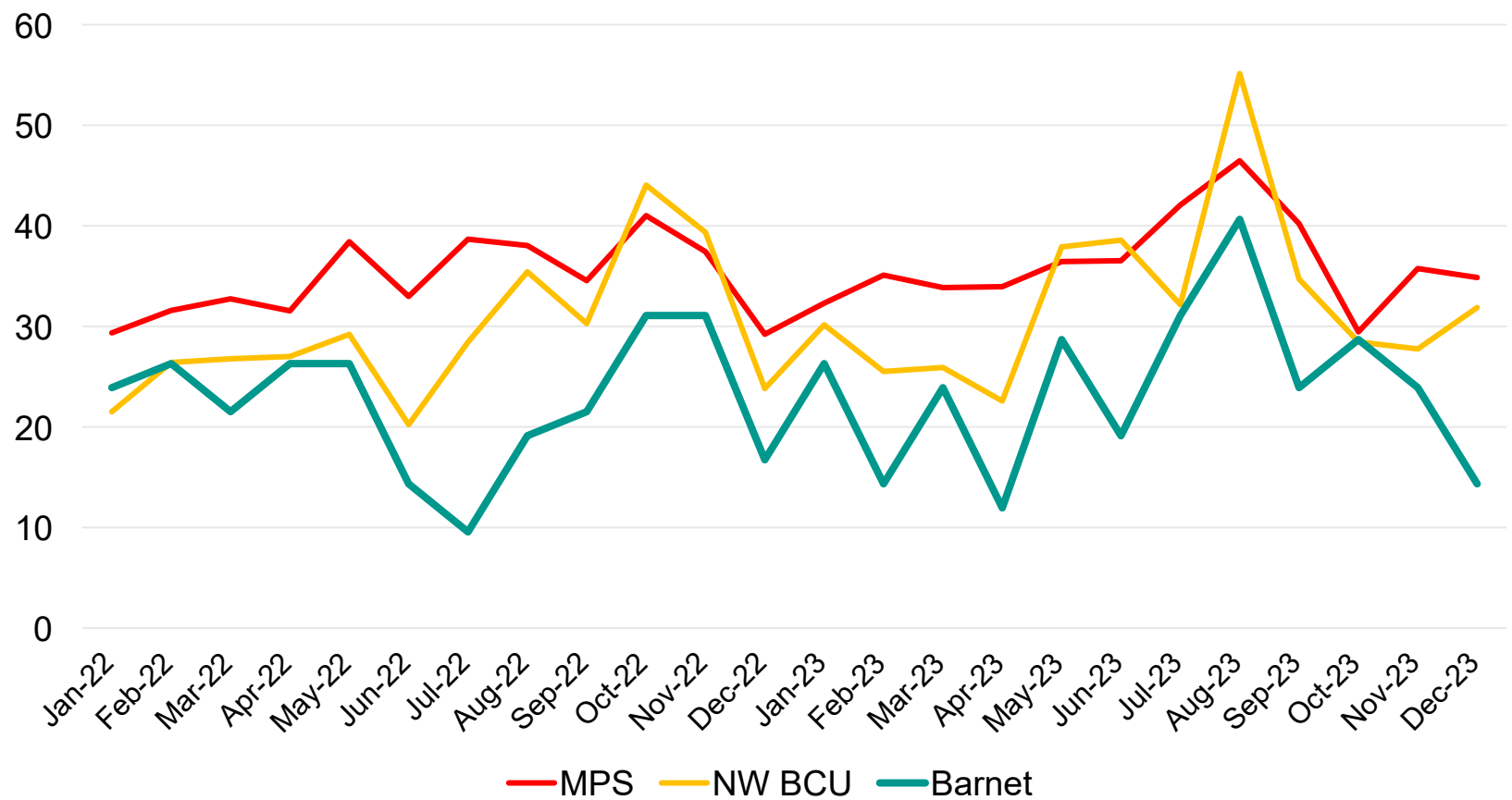
# Knife Crime With Injury



*In the 3 months of October 2023 to December 2023 there were 25 cases of Knife Crime With Injury in Barnet*

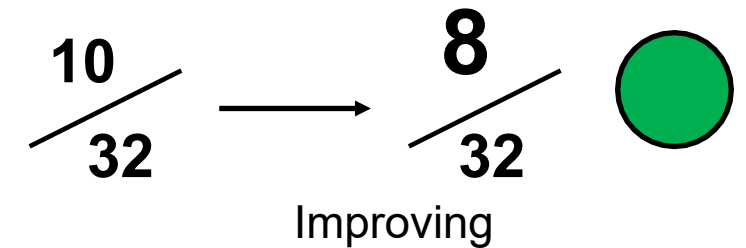
## Trend

Knife Crime With Injury per 1,000,000 Population

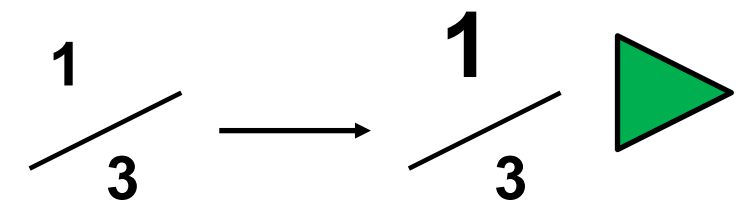


## 3 Month Performance

MPS Comparison (3 Month Period) change from same period last year.



NW BCU Comparison (3 Month Period) change from same period last year.



There were 25 cases of Knife Crime With Injury in the 3 months of October 2023 to December 2023. In the same period 12 months prior there were 28. This is a decrease of 10.7%

There were 105 cases of Knife Crime With Injury in Barnet in the 12 months up to December 2023. In the 12 months prior there were 94. This is an increase of 11.7%

Caring for people, our places and the planet



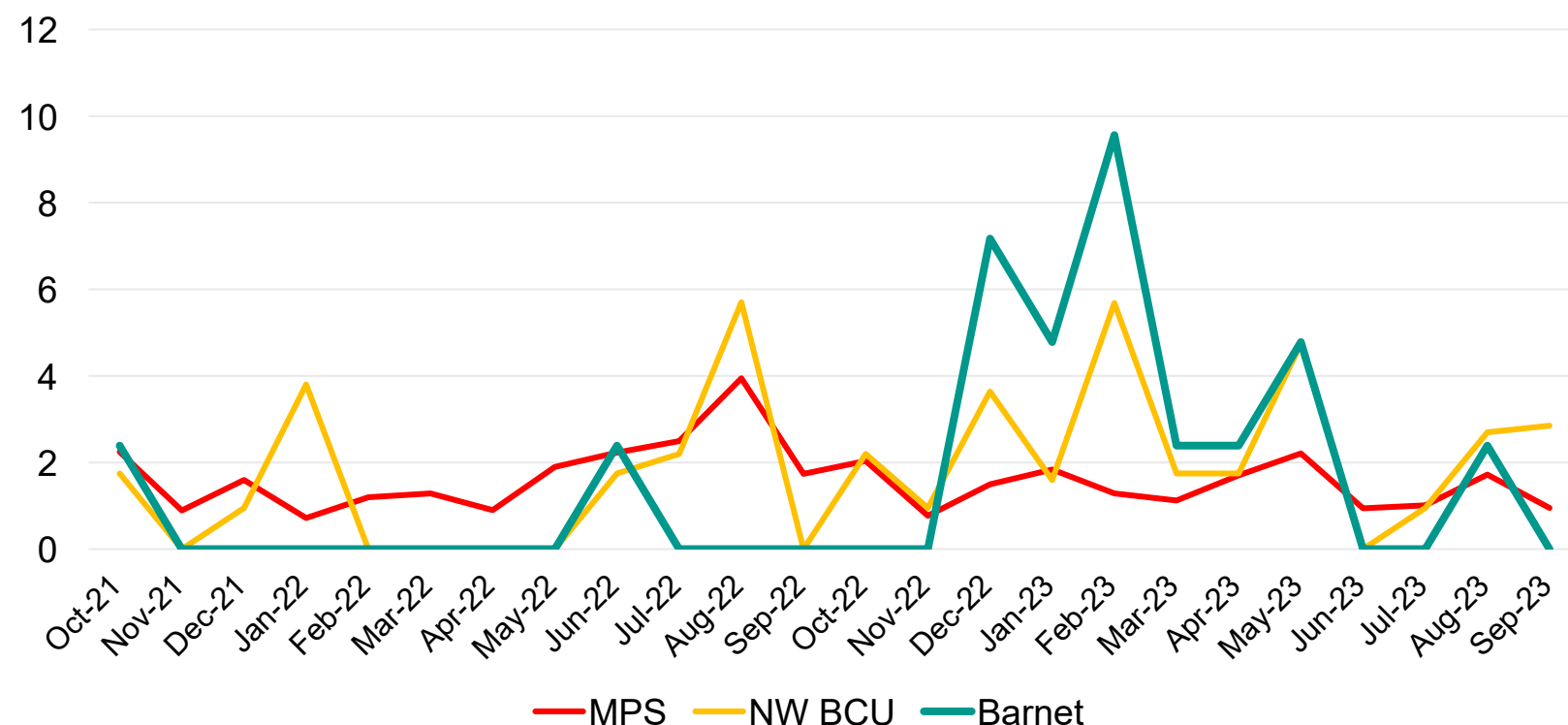
# Gun Crime Lethal Barrelled Discharged



*In the 3 months of October 2023 to December 2023 there were 0 cases of Gun Crime Lethal Barrelled Discharged in Barnet*

## Trend

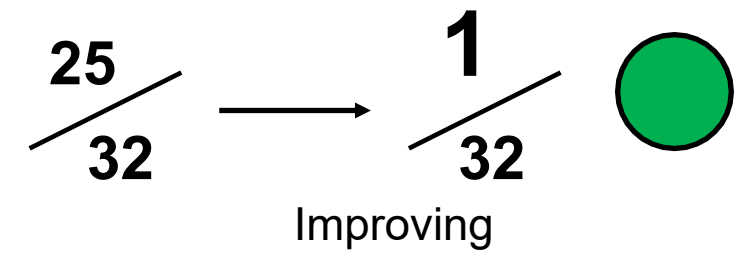
Gun Crime Lethal Barrelled Discharged per 1,000,000 Population



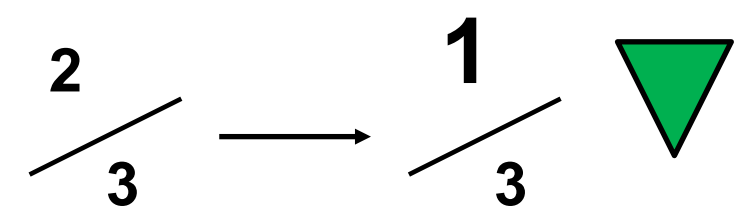
There were 12 cases of Gun Crime Lethal Barrelled Discharged in Barnet in the 12 months up to December 2023. In the 12 months prior there were 4. This is an increase of 200%

## 4 Month Performance

MPS Comparison (4 Month Period) change from same period last year.



NW BCU Comparison (4 Month Period) change from same period last year.



There were 0 cases of Gun Crime Lethal Barrelled Discharged in the 3 months of October 2023 to December 2023. In the same period 12 months prior there were 3. This is a decrease of 100%

Caring for people, our places and the planet

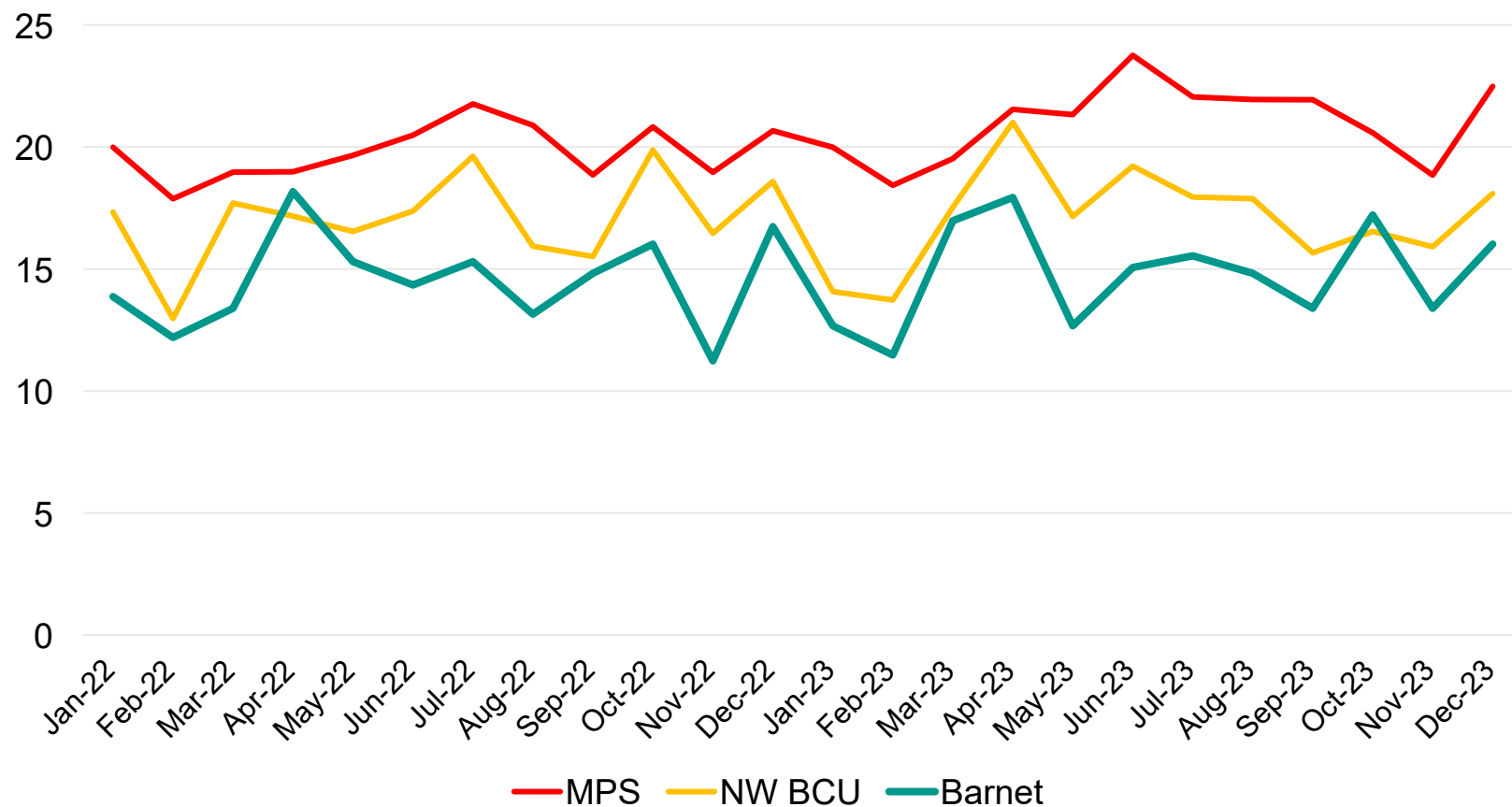
# Domestic Abuse VWI



*In the 3 months of October 2023 to December 2023 there were 195 cases of Domestic Abuse VWI in Barnet*

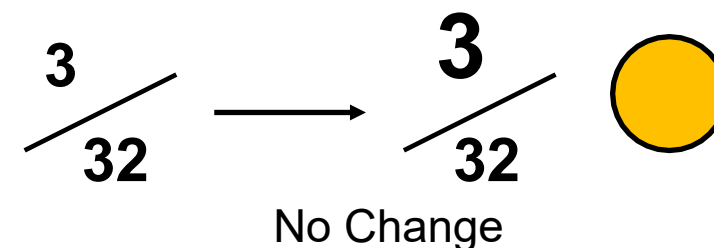
## Trend

Domestic Abuse VWI per 100,000 Population

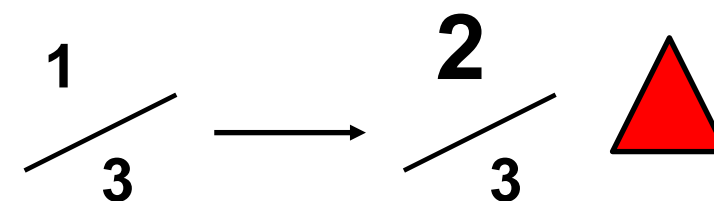


## 3 Month Performance

MPS Comparison (3 Month Period) change from same period last year.



NW BCU Comparison (3 Month Period) change from same period last year.



There were 195 cases of Domestic Abuse VWI in the 3 months of October 2023 to December 2023. In the same period 12 months prior there were 184. This is an increase of 6%

There were 741 cases of Domestic Abuse VWI in Barnet in the 12 months up to December 2023. In the 12 months prior there were 730. This is an increase of 1.5%

Caring for people, our places and the planet

# End of Slides

Barnet  
Safer  
Communities  
Partnership

*Performance Dashboard*

*3 months from October up to and including December 2023*

Caring for people, our places and the planet

**BARNET**  
LONDON BOROUGH

